

# LESSON 1: HOW IT ALL STARTED

## TEACHER'S GUIDE

### LESSON OVERVIEW

**Big Idea:** The whole story of the Bible is about Jesus.

**Key Question:** Why is Jesus the most important person in the Bible?

**Memory Verse:** *In the beginning, God created the heavens and the earth. Genesis 1:1*

**Overview:** Let's talk about the most important book in the whole world-the Bible! The Bible is big. It's made up of 66 smaller books, divided into two main sections- the Old Testament and the New Testament. The Old Testament starts with the book of Genesis and how the world was created. There are also tons of cool stories of brave characters who fought battles for God and led whole nations to follow God. The New Testament is all about Jesus' life and all His followers. Here's the really cool thing. Even though the Bible is a really big book, it tells one story from beginning to end. Over the next few weeks, we'll discover that the whole Bible tells a story that leads to Jesus. This week, we'll learn that God made some important promises to a guy named Abraham. Two of those promises were fulfilled in the Old Testament, but the last one wasn't fulfilled until the New Testament when Jesus came from heaven to earth.

### CLASSROOM AGENDA

5 min **PLAY:** Begin working on Activity Page #1.

5 min **WARM UP:** Describe your family. How many siblings, aunts/uncles, cousins, grandparents do you have?

5 min **PREVIEW:** Draw the bubbles on a whiteboard and fill in the Big Idea, Memory Verse, and Key Question. If applicable, have kids fill in the bubbles on their activity page #1.

20 min **LARGE GROUP:** Gather for songs and videos with other kids. Then return to small group to finish this guide.

5 min **RECAP:** Read the Lesson Overview from the Teacher's Guide and then answer the KEY QUESTION.

5 min **EXPLORE:** Read [Genesis 12:1-3](#). What promises did God make to Abraham? What do you think Abraham thought when he heard this from God?

10 min **PLAY:** Choose a group activity from Activity Page #2.

5 min **CLOSE:**

- Talk about this lesson at home this week.
- Share prayer requests and pray as a class.

### TEACHER TIPS

**2nd-5th puzzle answers:** across 1 pray 3 bible down: 1 promise 2 Jesus

Allow each kid to share. The point: everyone has a family. The Bible has a family tree that leads to Jesus.

**Answer:** Because, the whole story of the bible is about Jesus. He is the hero of the story! In the book of Genesis, God created everything including people. He wanted relationship with us. But, people messed that up right away. Sin entered the world and broke our relationship with God. Jesus had to come to fix it. There is a happy ending to the story of the Bible because of what Jesus did for us.

**Bonus Questions:** What else did God create other than people? What else do you know about Jesus from the bible?

God promised Abraham three things:

1. Kids- Abraham was over 100 yrs old when he became a dad! (Isaac)
2. Land-his family would have their own country. (Israel)
3. Blessing (gift) - all nations would be blessed through Abraham in the future

Here is the really cool thing. The blessing wasn't directly from Abraham, it was through someone in his family. Jesus comes from Abraham's family tree. The third promise was all about Jesus coming to forgive sin and bring people back into relationship with God. He was the future blessing!

Encourage kids to bring the kid and parent guide home to talk about the lesson with their parents.

## Option #1

### Bible Family Tree

Make a family tree of the first family ever! Give each kid a tree template (pg 5) and have them cut it out. Then, have them color the tree green and the trunk brown. Give each kid 4 pre-cut apples. Have them color the apples red. Then, have them glue each apple onto the tree. Make sure to put the apples in descending order: God at the top, then Abraham, Israel, and Jesus at the lowest point.

### Supplies needed

- tree template (page 5), one per kid
- pre-cut apples, a set per kid
- crayons
- scissors
- glue

### Bonus Activity:

Play Bible hangman

words:

bible

Jesus

## Option #2

### First Fruits Family Tree

Learn about the fruit of God's family tree. Give each kid an apple template (pg 6) and a set of names, pre-cut. Have the kids color the apple red and the leaf green. Then have them glue the words onto the apple, one below the other. The order should be God, Abraham, Israel and Jesus.

### Supplies needed

- Apple template (page 6), one per kid, precut
- set of words for each kid, precut
- crayons
- glue

### Bonus Activity:

Play Bible hangman

words:

promise

bible

# LESSON 1: HOW IT ALL STARTED

KID & PARENT GUIDE

Watch the lesson video and fill in the blanks.

Find videos and other helpful resources for this lesson @ [pursueGOD.org/storyline-kids](https://pursueGOD.org/storyline-kids).

1. God made people for \_\_\_\_\_ with Him.
2. God made a special \_\_\_\_\_ to a guy named \_\_\_\_\_.
3. Abraham's grandkids became a nation called \_\_\_\_\_.
4. Abraham's family tree leads to \_\_\_\_\_.
5. The whole story of the \_\_\_\_\_ is about Jesus.

Share with one another as you answer these questions.

Check out the lesson resource tabs online for helpful articles and videos.

1. Why do you think God wants relationship with us?
2. Read [Genesis 12:1-3](#) as a family. List the promises God made to Abraham.
3. Do you know any other stories about Abraham? Share.
4. Parents, share your family history with your kids. Where did your ancestors come from? What nationality are you?
5. Who's the most important person in the Bible? Do you know why?

Memorize this verse today and during the week.

Don't forget to pray as a family this week!

In the beginning, God created the heavens and the earth.

**Genesis 1:1**

Learn the 3 basic truths of the Christian faith @ [pursueGOD.org/foundations-kids](https://pursueGOD.org/foundations-kids)



NAME: \_\_\_\_\_

# ACTIVITY PAGE #1

K-1ST GRADE

## BIG IDEA:

The whole story of the Bible is about Jesus.

## MEMORY VERSE:




In the beginning, God created the heavens  
and the earth.

**Genesis 1:1**


Instructions: color the picture.



# TREE TEMPLATE



# APPLE TEMPLATE




GOD

ABRAHAM

ISRAEL

JESUS



GOD

ABRAHAM

ISRAEL

JESUS